

Varied Fluency

Step 8: Subtract from Whole Amounts

National Curriculum Objectives:

Mathematics Year 4: (4F4) [Add and subtract fractions with the same denominator](#)

Differentiation:

Developing Questions to support subtracting from whole amounts which are expressed as improper fractions. Scaffolding provided using pictorials.

Expected Questions to support subtracting from whole amounts which are sometimes expressed as improper fractions. Some pictorial support provided.

Greater Depth Questions to support subtracting from whole amounts which are sometimes expressed as improper fractions. Some of the denominators are double or half of the starting fraction, and children create their own pictorial representations.

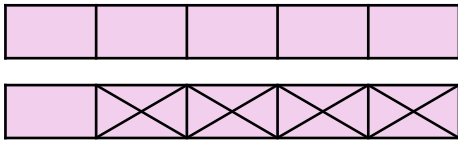
More [Year 4 Fractions](#) resources.

Did you like this resource? Don't forget to [review](#) it on our website.

Subtract from Whole Amounts

Subtract from Whole Amounts

1a. Use the bar model to complete the calculation.

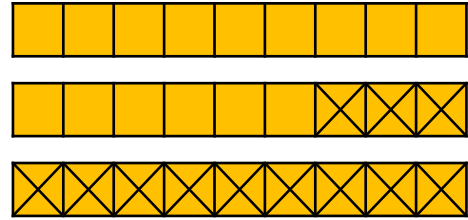


$$\frac{10}{5} - \frac{4}{5} = \frac{\square}{\square}$$



VF

1b. Use the bar model to complete the calculation.

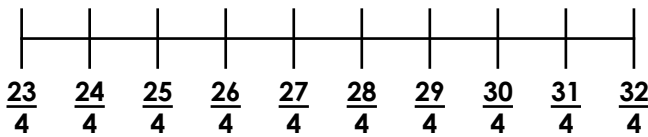


$$\frac{27}{9} - \frac{12}{9} = \frac{\square}{\square}$$



VF

2a. Complete the calculation by using the number line.

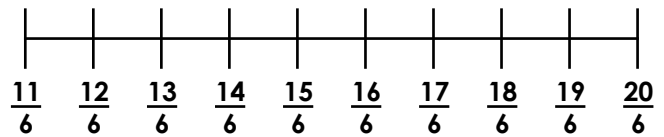


$$\frac{32}{4} - \frac{8}{4} = \frac{\square}{\square}$$



VF

2b. Complete the calculation by using the number line.



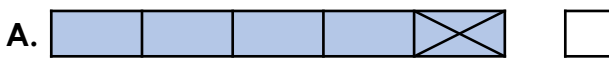
$$\frac{18}{6} - \frac{7}{6} = \frac{\square}{\square}$$



VF

3a. Tick the bar model which represents the calculation.

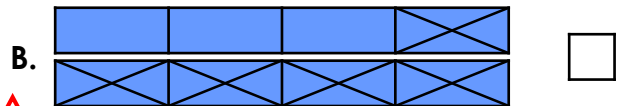
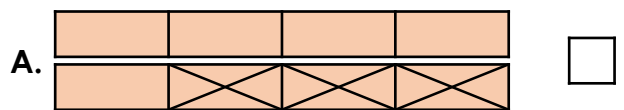
$$\frac{5}{5} - \frac{1}{5} = \frac{4}{5}$$



VF

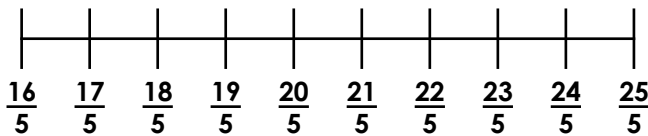
3b. Tick the bar model which represents the calculation.

$$\frac{8}{4} - \frac{5}{4} = \frac{3}{4}$$



VF

4a. Circle the correct calculation.



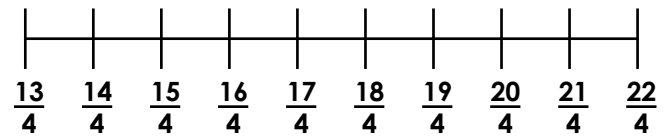
A. $\frac{25}{5} - \frac{4}{5} = \frac{21}{5}$

B. $\frac{20}{5} - \frac{4}{5} = \frac{18}{5}$



VF

4b. Circle the correct calculation.



A. $\frac{20}{4} - \frac{3}{4} = \frac{17}{4}$

B. $\frac{16}{4} - \frac{3}{4} = \frac{14}{4}$

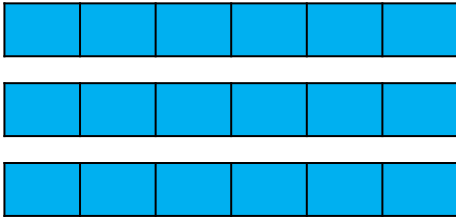


VF

Subtract from Whole Amounts

Subtract from Whole Amounts

5a. Use the bar model to complete the calculation.

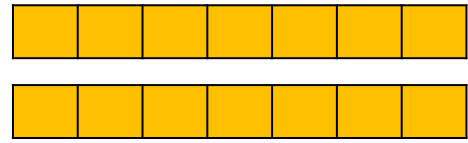


$$3 - \frac{5}{6} = \begin{array}{|c|} \hline \square \\ \hline \square \\ \hline \square \\ \hline \end{array}$$



VF

5b. Use the bar model to complete the calculation.

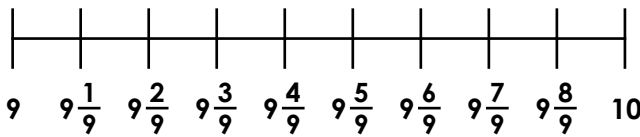


$$2 - \frac{8}{7} = \begin{array}{|c|} \hline \square \\ \hline \square \\ \hline \square \\ \hline \end{array}$$



VF

6a. Complete the calculation by using the number line.

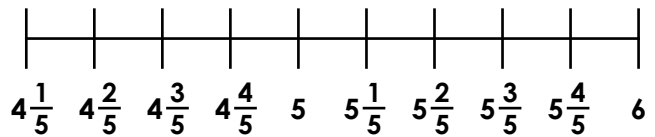


$$10 - \frac{7}{9} = \begin{array}{|c|} \hline \square \\ \hline \square \\ \hline \square \\ \hline \end{array}$$



VF

6b. Complete the calculation by using the number line.

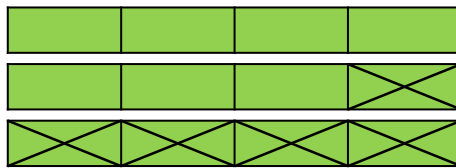


$$6 - \frac{4}{5} = \begin{array}{|c|} \hline \square \\ \hline \square \\ \hline \square \\ \hline \end{array}$$



VF

7a. Tick the calculation represented by the bar model.



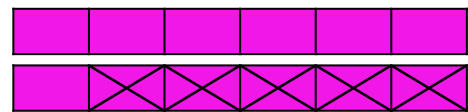
A. $3 - \frac{6}{4} = \frac{9}{4}$

B. $3 - \frac{5}{4} = \frac{7}{4}$



VF

7b. Tick the calculation represented by the bar model.



A. $2 - \frac{5}{6} = 1 \frac{1}{6}$

B. $3 - \frac{5}{6} = 2 \frac{1}{6}$



VF

8a. Circle the correct calculation(s).

A. $2 - \frac{6}{7} = 2 \frac{1}{7}$

B. $4 - \frac{5}{8} = 3 \frac{3}{8}$

C. $\frac{18}{6} - \frac{5}{6} = \frac{13}{6}$



VF

8b. Circle the correct calculation(s).

A. $5 - \frac{7}{9} = 4 \frac{2}{9}$

B. $3 - \frac{5}{6} = 3 \frac{1}{6}$

C. $\frac{20}{5} - \frac{4}{5} = \frac{16}{5}$



VF

Subtract from Whole Amounts

Subtract from Whole Amounts

9a. Draw a bar model to help you complete the calculation.

$$5 - \frac{12}{5} = \frac{\square}{\square} = \square \frac{\square}{\square}$$



VF

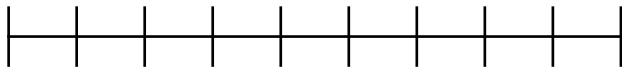
9b. Draw a bar model to help you complete the calculation.

$$4 - \frac{17}{7} = \frac{\square}{\square} = \square \frac{\square}{\square}$$



VF

10a. Complete the calculation by using the number line.

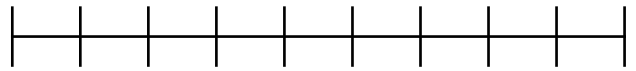


$$8 - \frac{7}{4} = \frac{\square}{\square}$$



VF

10b. Complete the calculation by using the number line.

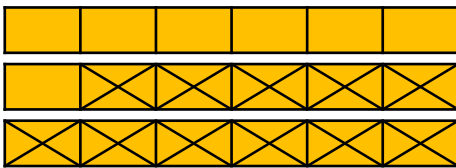


$$3 - \frac{8}{3} = \frac{\square}{\square}$$



VF

11a. Write the calculation represented by the bar model.

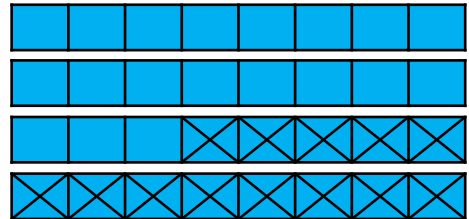


$$\square - \frac{\square}{\square} = \frac{\square}{\square}$$



VF

11b. Write the calculation represented by the bar model.



$$\square - \frac{\square}{\square} = \frac{\square}{\square}$$



VF

12a. Circle the correct calculation(s).

A. $\frac{15}{3} - \frac{7}{6} = \frac{23}{3}$

B. $3 - \frac{7}{9} = 2 \frac{2}{9}$

C. $\frac{16}{4} - \frac{5}{8} = 3 \frac{3}{8}$



VF

12b. Circle the correct calculation(s).

A. $5 - \frac{9}{10} = 3 \frac{4}{5}$

B. $\frac{24}{6} - \frac{2}{3} = 3 \frac{1}{3}$

C. $\frac{36}{12} - \frac{5}{6} = 2 \frac{3}{6}$



VF

Varied Fluency
Subtract from Whole Amounts

Developing

1a. $\frac{6}{5}$

2a. $\frac{24}{4}$

3a. **A**

4a. **A**

Expected

5a. $2\frac{1}{6}$

6a. $9\frac{2}{9}$

7a. **B**

8a. **B and C**

Greater Depth

9a. $\frac{13}{5} = 2\frac{3}{5}$

10a. $\frac{25}{4}$

11a. $3 - \frac{11}{6} = \frac{7}{6}$

12a. **B and C**

Varied Fluency
Subtract from Whole Amounts

Developing

1b. $\frac{15}{9}$

2b. $\frac{11}{6}$

3b. **B**

4b. **A**

Expected

5b. $\frac{6}{7}$

6b. $5\frac{1}{5}$

7b. **A**

8b. **A and C**

Greater Depth

9b. $\frac{11}{7} = 1\frac{4}{7}$

10b. $\frac{1}{3}$

11b. $4 - \frac{13}{8} = \frac{19}{8}$

12b. **B**