

Homework/Extension

Step 1: Recognise Equal Groups

National Curriculum Objectives:

Mathematics Year 2: (2C8) [Solve problems involving multiplication and division, using materials, arrays, repeated addition, mental methods, and multiplication and division facts, including problems in contexts](#)

Differentiation:

Questions 1, 4 and 7 (Varied Fluency)

Developing Match the description to the group represented by images. Using up to 5 images per group, where each image represents 1.

Expected Match the description to the group represented by images. Using up to 10 images per group, where each image represents 1.

Greater Depth Match the description to the group represented by images. Using up to 10 images per group, where some images represent more than 1.

Questions 2, 5 and 8 (Varied Fluency)

Developing Complete the stem sentence to represent the groups of images given. Using up to 5 images per group, where each image represents 1.

Expected Complete the stem sentence to represent the groups of images given. Using up to 10 images per group, where each image represents 1.

Greater Depth Complete the stem sentence to represent the groups of images given. Using up to 10 images per group, where some images represent more than 1.

Questions 3, 6 and 9 (Reasoning and Problem Solving)

Developing Explain whether the groups shown are equal. Using up to 5 images per group, where each image represents 1.

Expected Explain whether the groups shown are equal. Using up to 10 images per group, where each image represents 1.

Greater Depth Explain whether the groups shown are equal. Using up to 10 images per group, where some images represent more than 1.

More [Year 2 Multiplication and Division](#) resources.

Did you like this resource? Don't forget to [review](#) it on our website.

Recognise Equal Groups

1. Which image is each child describing?



I have 6 equal groups of 1.



I have 4 equal groups of 4.



I have 5 equal groups of 2.


A.



B.




C.



VF
HW/Ext


2. Complete the sentences for each image.

A.



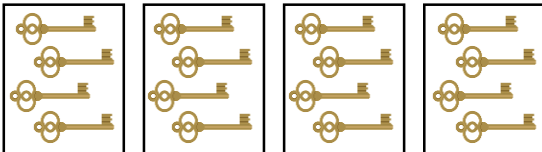
I have _____ equal groups of 2.

B.



I have _____ equal groups of 3.

C.




I have 4 equal groups of _____.




VF
HW/Ext

3. True or false? Jamie is correct.



My sweets are grouped into 3 jars, but they are not equal groups.

Explain your answer.



RPS
HW/Ext

Recognise Equal Groups

4. Which image is each child describing?



I have 5 equal groups of 6.

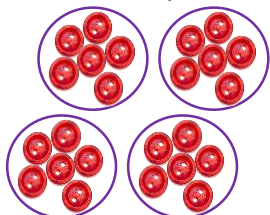


I have 4 equal groups of 6.




I have 6 equal groups of 7.


A.



B.




C.



VF
HW/Ext


5. Complete the sentences for each image.

A.




I have 4 equal groups of _____.

B.



I have _____ equal groups of 6.

C.




I have 4 equal groups of _____.



VF
HW/Ext

6. True or false? Jamila is correct.



My teddies are grouped into 4 baskets, but they are not equal groups.



Explain your answer.



RPS
HW/Ext

Recognise Equal Groups

7. Which image is each child describing?



I have 4 equal groups of 8.



I have 8 equal groups of 2.




I have 5 equal groups of 4.


A.



B.




C.



VF
HW/Ext

8. Complete the sentences for each image.

A.



I have _____ equal groups of 6.

B.



I have _____ equal groups of 8.

C.




I have 4 equal groups of _____.





VF
HW/Ext

9. True or false? Heidi is correct.



My money is grouped in to 2 purses, but they are not equal groups.



Explain your answer.



RPS
HW/Ext

Homework/Extension

Recognise Equal Groups

Developing

1. A. Tom; B. Nina; C. Ray
2. A. 2, B. 4, C. 4
3. False. There are 3 equal jars of 5 sweets.

Expected

4. A. Lana; B. Kimiya; C. Beau
5. A. 8; B. 3; C. 6
6. False. There are 4 equal baskets of 6 teddies.

Greater Depth

7. A. Gemma; B. Lucy; C. Imran
8. A. 4; B. 3; C. 10
9. True. There are 4 coins in each purse, but they are not equal. One purse has 8p and one purse has 7p.