

-

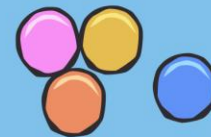

# Year 3 - Perimeter


=



x

+





## Starter – Recap of 2D shapes

-


=


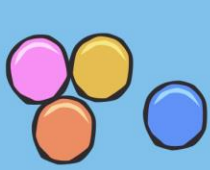
Look at the 2D shapes on the next slides. Can you describe their properties using 'sides' and 'vertices'?

x


+


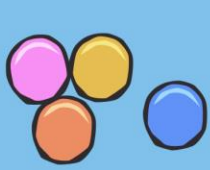
Challenge – can you spot different lines? (Horizontal, vertical, parallel)



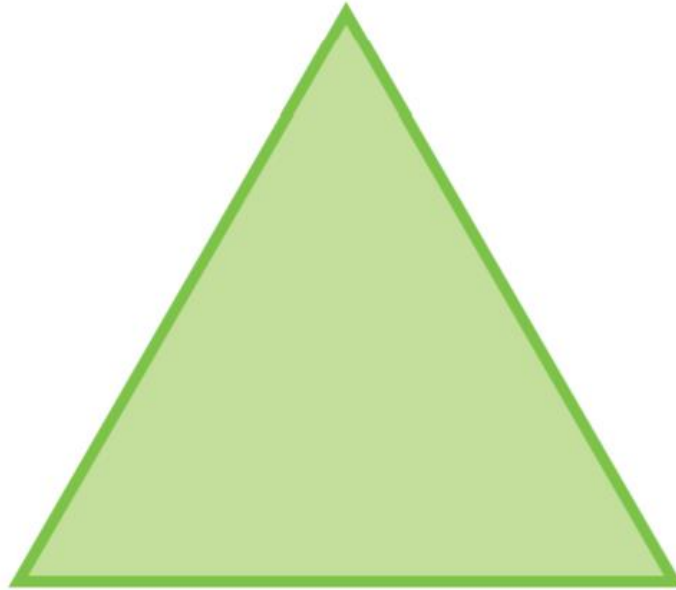


# Square





# Equilateral Triangle




-


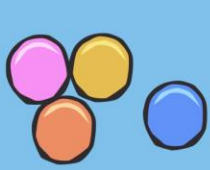
=





x

+


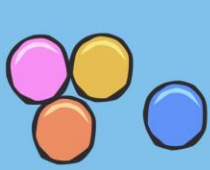




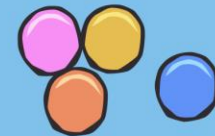


# Pentagon


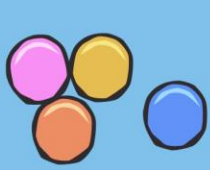








# Circle






# Hexagon



# Perimeter




A **perimeter** is the measurement of the distance around a shape.





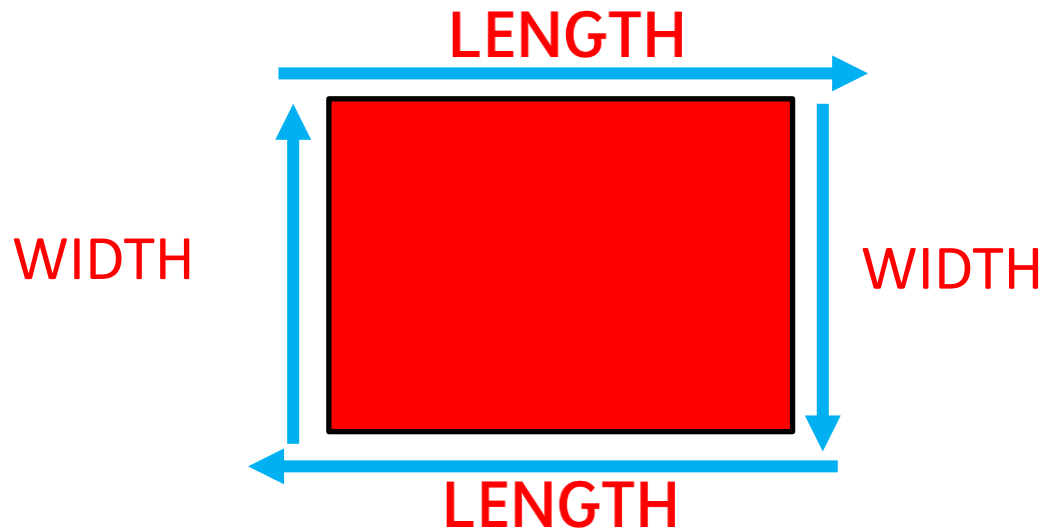
# Polygons

A **polygon** is any 2 dimensional shape that has straight sides.



# How to Measure the Perimeter of a Rectangle

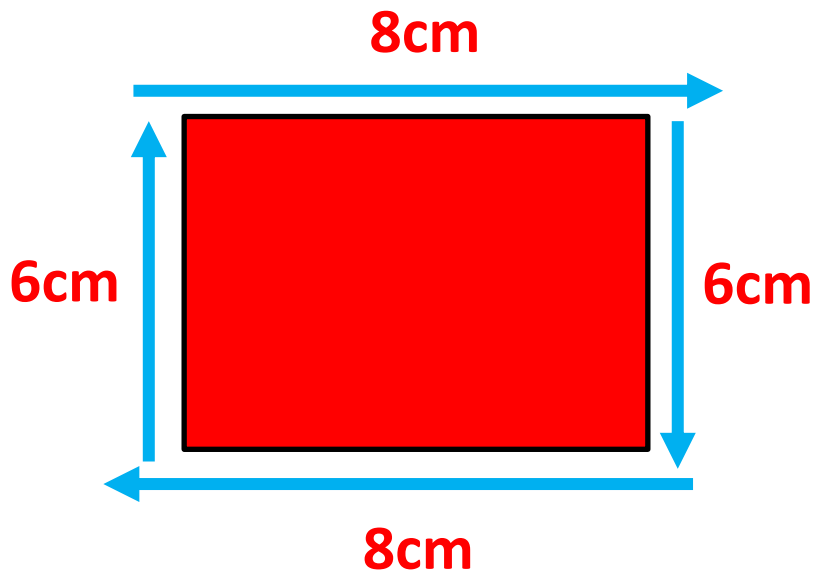
We use the **length** and **width** measurements of a rectangle to calculate the perimeter of a rectangle.



We simply add up all the length and width measurements to find the perimeter of something.

Another way of thinking about how to calculate the perimeter of a rectangle is:

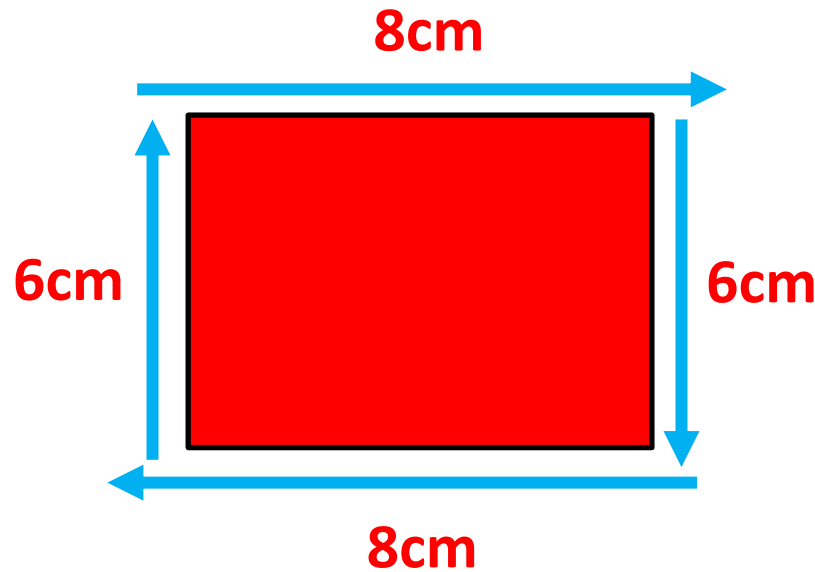
$$\text{Perimeter} = 2 \times \text{LENGTH} + 2 \times \text{WIDTH}$$



Work out the perimeter of this rectangle

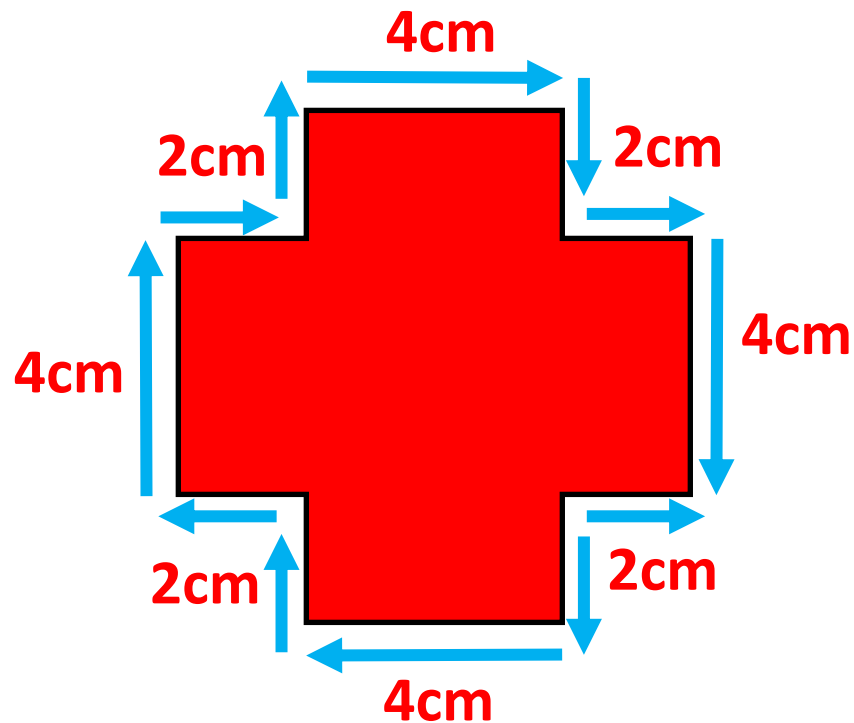
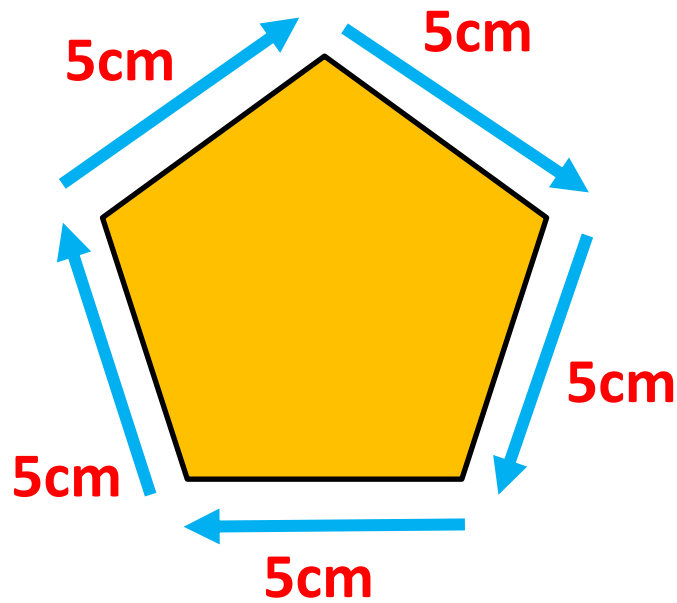
$$8\text{cm} + 8\text{cm} + 6\text{cm} + 6\text{cm} = 28\text{cm}$$

$$2 \times 8\text{cm} + 2 \times 6\text{cm} = 16\text{cm} + 12\text{cm} = 28\text{cm}$$



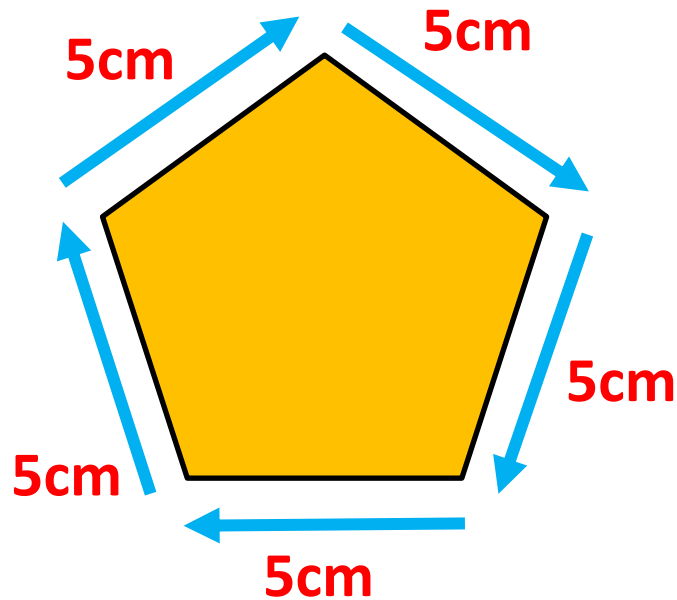
The perimeter of the rectangle is 28cm.

Work out the perimeter of these shapes:





Work out the perimeter of these shapes:



$$5\text{cm} + 5\text{cm} + 5\text{cm} + 5\text{cm} + 5\text{cm} = 25\text{cm}$$

or

$$5 \times 5\text{cm} = 25\text{cm}$$

The perimeter of the pentagon is 25cm

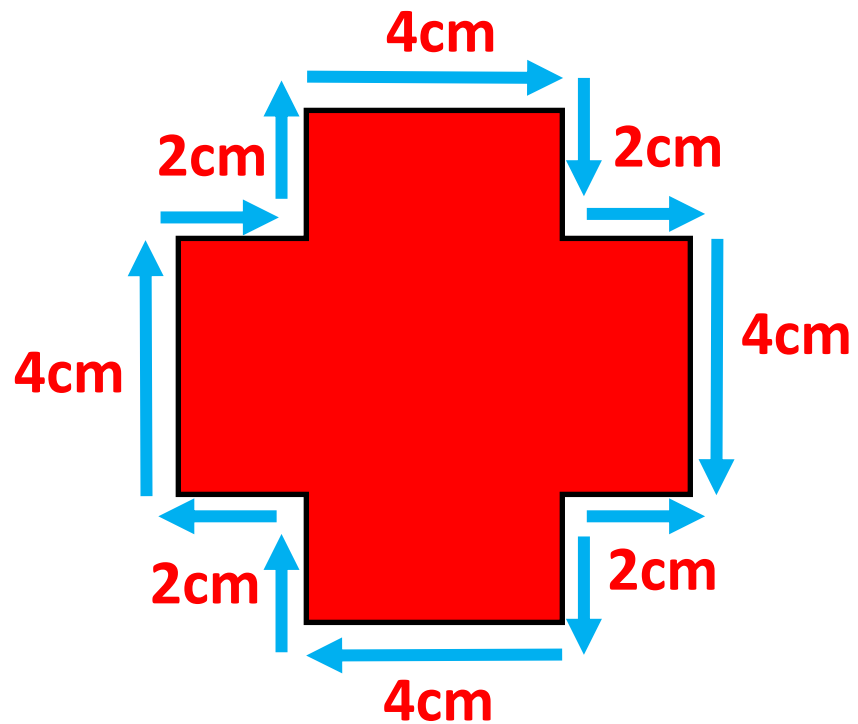
Work out the perimeter of these shapes:

$$4\text{cm} + 2\text{cm} + 4\text{cm} + 2\text{cm} + \\ 4\text{cm} + 2\text{cm} + 4\text{cm} + 2\text{cm} = \\ 24\text{cm}$$

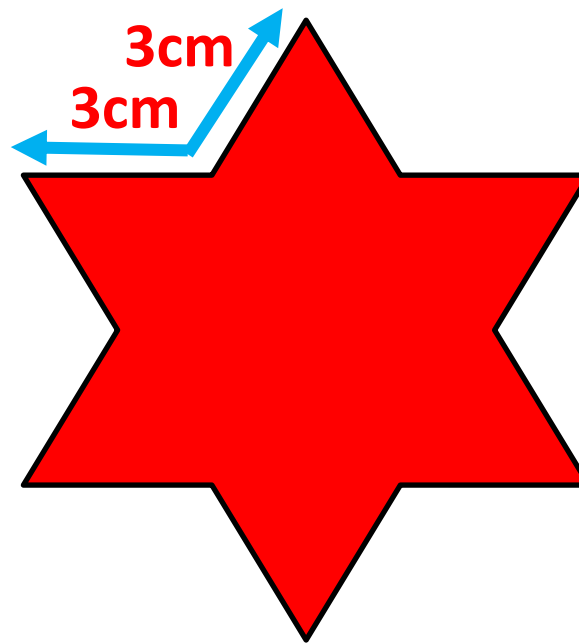
or

$$4 \times 4\text{cm} + 4 \times 2\text{cm} = \\ 16\text{cm} + 8\text{cm} = \\ 24\text{cm}$$

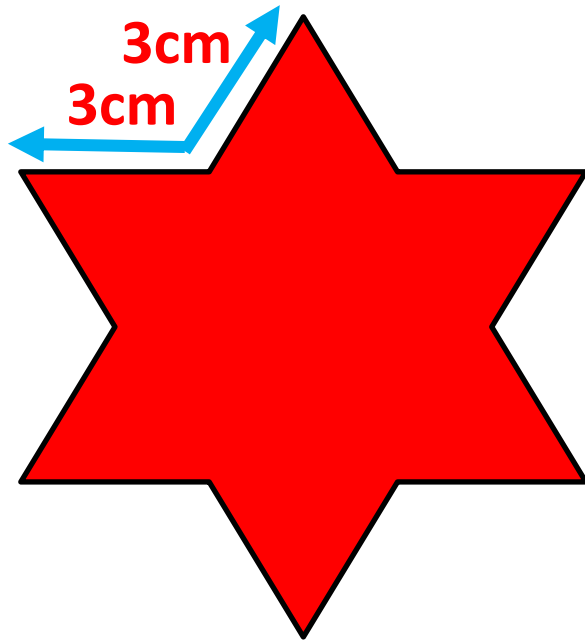
The perimeter of this  
polygon is 24cm



Sometimes, we don't need to measure every side of the shape, especially when the shape is symmetrical.



Work out the perimeter of this shape



All of the sides are the same length.


There are 12 equal sides. Each side is 3cm.

$$3\text{cm} + 3\text{cm} + 3\text{cm} + 3\text{cm} + 3\text{cm} + 3\text{cm} + 3\text{cm} + 3\text{cm} + 3\text{cm} + 3\text{cm} + 3\text{cm} + 3\text{cm} = 36\text{cm}$$

or

$$12 \times 3\text{cm} = 36\text{cm}$$

The perimeter is 36cm.




- Now select an appropriate colour =  
challenge (blue, green or white)  
from the blog to complete.




x

Good luck!

+








-

=



THE END

x

+

